














SM

		Nr	DG1	DG2	DG3	DG4	DG5	Total
1	 Schaeerer Andreas	6	968.78	1000.00	1000.00	1000.00	1000.000	4000.00
2	 Jacob Roland	4	992.90	974.21	996.59	971.31	963.013	3935.00
3	 Gloor Stefan	9	967.44	958.48	996.13	958.98	936.227	3881.03
4	 Meier Silvio	3	1000.00	979.08	898.30	998.13	903.059	3880.27
5	 Eggenberger Adrian	8	875.11	958.79	953.40	962.26	946.429	3820.88
6	 Gossel Elmer	12	839.75	952.50	936.54	933.08	793.368	3661.87
7	 Hoffmann Thomas	5	792.39	903.43	952.47	930.59	779.340	3578.89
8	 Geelhaar Martin	1	813.85	902.17	882.67	895.81	853.314	3533.96
9	 Lüthi Martin	11	862.83	873.23	933.13	830.14	735.970	3499.33
10	 Villaverde David	7	891.53	822.75	844.27	723.91	789.541	3348.09
11	 Minnig Andy	2	879.26	713.59	873.99	796.29	775.513	3325.05
12	 Strebel Roger	13	855.73	847.12	799.22	788.81	510.205	3290.88
13	 Grossebacher Jürg	10	672.09	643.29	712.85	832.01	728.317	2945.26